Multiple District 201

As of October 2026 Cumulative

Year	New Clubs	Dropped Clubs	Gain/ Loss Clubs	New Members	Charter Members	Reinstate Members	Transfer Members	Total Member Added	Total Members Dropped	Gain/ Loss Members
2022-2023	16	27	-11	2,312	449	113	354	3,228	3,362	-134
2023-2024	10	21	-11	2,511	312	142	279	3,244	3,437	-193
2024-2025	4	28	-24	2,171	100	267	245	2,783	3,606	-823
2025-2026	16	19	-3	2,524	373	305	277	3,479	3,399	80
2026-2027	0	4	-4	819	25	65	67	976	765	211
Average	**9**	**20**	**-11**	**2,067**	**252**	**178**	**244**	**2,742**	**2,914**	**-172**

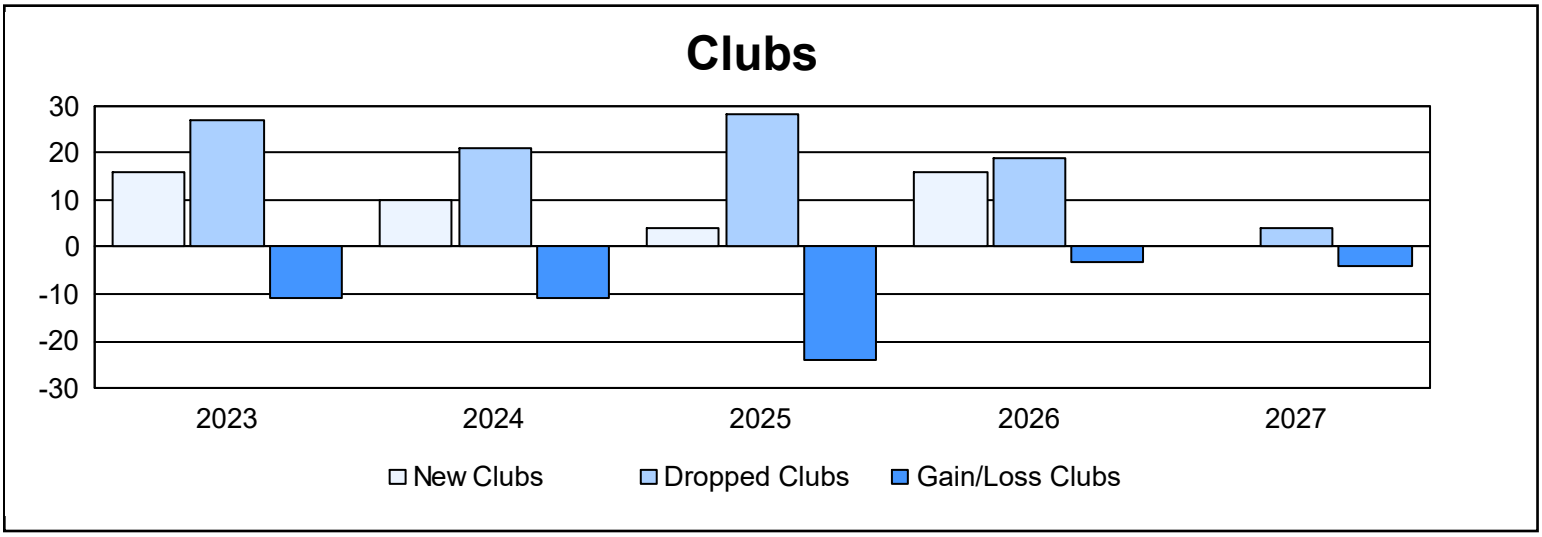

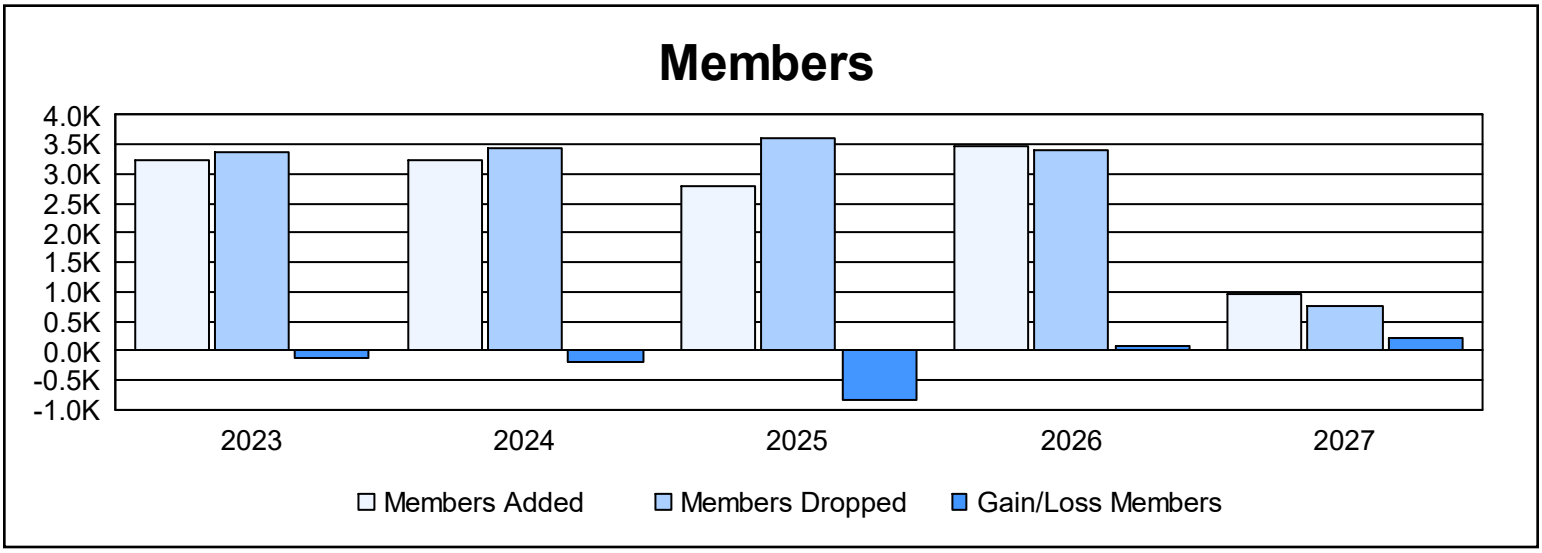

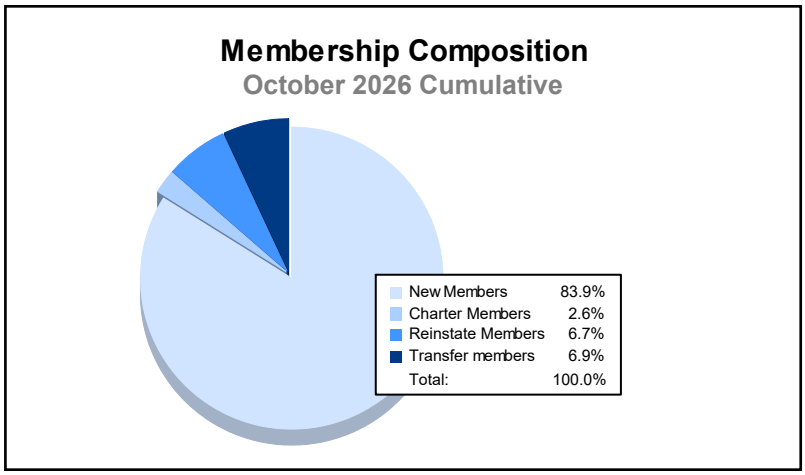
Membership Composition
October 2026 Cumulative
New Members 83.9%
Charter Members 2.6%
Reinstate Members 6.7%
Transfer members 6.9%
Total: 100.0%

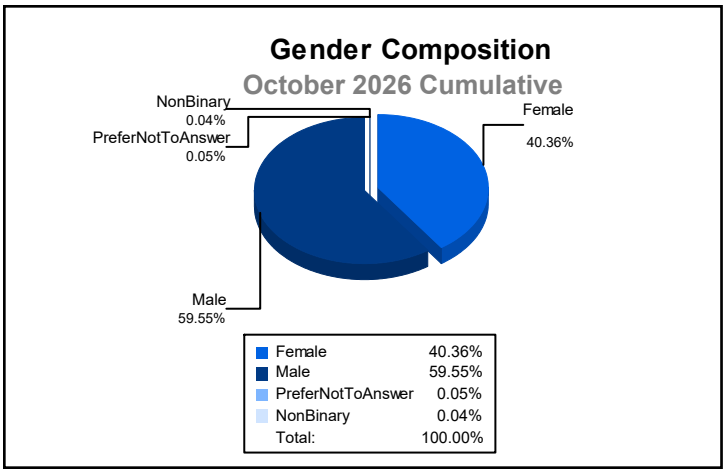
Gender Composition
October 2026 Cumulative
NonBinary
0.04%
PreferNotToAnswer
0.05%
Female
40.36%
Male
59.55%
Female 40.36%
Male 59.55%
PreferNotToAnswer 0.05%
NonBinary 0.04%
Total: 100.00%